

RACK & ROLL

There's no sound this intense!

Crank it up! This is the original. The one the big names have coveted for years. Now it's your turn to soar like an eagle or sting like a bee with the heaviest metal pedal around.



NEW! Stretch your leads even further with the new DUAL RAT RACK. Think of it... you'll be racked with gain. Now, shift from grinding power chords to stiletto attack with the stomp of a switch.

PRO
CO

1-616-388-9675

Your audience deserves the best. Rack & roll with the Rat. Available at serious music dealers everywhere.



Fuzztones for the Connoisseur...



PRO CO

135 E. KALAMAZOO AVE./KALAMAZOO, MI 49007//IN MICHIGAN 616-388-9675 COLLECT



Includes Foot-switch and AC Power Supply

More Than Just "Two Rat's in One"

R₂DU

The Pro Co R2DU "Dual Rack Rat" retains the versatility, sustain and unique "RAT tone" that has made the RAT footpedal the favorite of such guitar stars as Jeff Beck, Steve Stevens, Craig Chaquico, Elliot Easton and dozens of other top professionals of rock, pop and heavy metal.

The "RAT tone" is a blend of hard-clipping, harmonic distortion, dynamic compression and low-pass filtering that can be used for "crunchy" rhythm, "bluesy" sustain, "screaming metal" soloing and a variety of industrial sound effects.

Each of the two R2DU channels is functionally identical to the original RAT footpedal unit, offering controls for distortion amount, upper-harmonic treble filtering and output level.

The dual channel package allows the state-of-the-art guitarist to preset two different distortion sounds to use individually (i.e. lead/rhythm) or cascade in series for that "extra push over the cliff."

The R2DU's two channels can also be connected in parallel for true stereo distortion effects (especially dramatic when used in conjunction with stereo delay / chorus processors and amplification), or used for two different instruments simultaneously.

On/off or A/B switching is done with miniature relays activated from the RFS-2 footswitch unit, with LED status indicators on both footswitch and master unit.

Each unit has 1/4" input and output jacks, with internal "normalling" that cascades Channel A's output into Channel B's input (inserting a plug into the B input allows independent operation).

The R2DU is constructed in a rugged, epoxy-painted black 16-gauge steel chassis with detachable rack-mounting ears. The footswitch features a sloped panel for easy switch activation, a heavy 12-gauge base for stability and a 25-foot detachable cable.

Both units bear the luminescent RAT logo for quick identification on dark stages (they glow-in-the-dark!). The R2DU is powered by an external AC adapter included with the unit.

RACK & ROLL

SPECIFICATIONS

(Each Channel)

Input Impedance.....	1 Megohm
Output Impedance.....	1 Kilohm
Minimum Load Impedance.....	10 Kilohms
Maximum Gain.....	60dB
Equivalent Input Noise.....	-110dB
Filter.....	6dB/octave low-pass
Maximum Output Level.....	1.2V (peak-peak)

(Overall)

Channel Separation.....	>40dB
Power Consumption.....	117VAC 3W (9VDC 50mA from RPS-1)

Dimensions

Main Unit..	19"Wx1-3/4"Hx5-1/4"D
Footswitch	7"Wx2-1/2"Hx4"D
Weight	
Main Unit.....	4.2lb.
Footswitch.....	2.2lb.
Shipping.....	9.5lb.



PRO CO

135 E. KALAMAZOO AVE./KALAMAZOO, MI 49007/IN MICHIGAN 616-388-9675 COLLECT

**NEW!
Glow-in-the
Dark
LED Status
Indicator
Same Great
Sound!**



**Easy-Access
Battery
Compartment
No Tools
Required**



STOMP ON A RAT

Researched and designed to produce a sound that is radically different from any "fuzztone" you've ever heard before - a sound as mellow as a vintage "twin", or as bone-crushingly powerful as a battery of those famous English stacks - instantly, at any volume.

Smooth, continuously variable controls for distortion amount, filter cutoff and volume level let you preset just the right degree of overdrive, tune in on the presence without tinny treble, and balance the output for that perfect extra boost.

In addition to the RAT's silk-screened control panel, the RAT 2 adds glow-in-the-dark luminescent control graphics and new LED status indicator! You'll never be "lost in the dark" again!

Both models (RAT and RAT 2) are housed in Pro Co's inimitably massive steel enclosure, with a simple-to-use "no tools required" battery compartment. Top grade components like a mil-spec glass-epoxy circuit board, conductive plastic controls and the heavy-duty industrial footswitch make for trouble-free reliability on the road.

Careful circuit design and integrated circuit selection ensure extended battery life. For 120 VAC operation use the RPS-1 power supply.

The true bypass mode utilizes passive switching of both input and output from the signal path to eliminate the loss of power and clarity often caused by other devices. The LED indicator on the RAT 2 is driven by a unique FET sensor circuit to avoid the noise of unnecessary buffer stages and preserve the great RAT sound

The RAT's smooth harmonic distortion puts the extra punch in rhythm work and makes solos cut through with authority, power and effortless sustain.

Distortion, sustain, fuzz, overdrive...from the sweet wail of the blues to the grinding raunch of the heaviest metal...STOMP ON A RAT!

SPECIFICATIONS

Input Impedance.....	1 Megohm
Output Impedance.....	1 Kilohm
Maximum Gain.....	60dB
Equivalent Input Noise.....	-110dB
Filter.....	6dB/octave low-pass
Maximum Output Level.....	1.2V (peak-peak)
Current Consumption/battery Life	
RAT	1mA/480 hrs.
RAT 2.....	3mA/160hrs.
Power Requirements...9V battery or external DC power supply (Mini-jack provided)	
Dimensions	
	H 2 7/8" x L 4 1/16" x W 3 1/8"
Weight.....	1.7 lbs.

**Unplug the input cable to shut off the
battery when not in use.**



PRO CO

135 E. KALAMAZOO AVE./KALAMAZOO, MI 49007/IN MICHIGAN 616-388-9675 COLLECT

SUGGESTED APPLICATIONS FOR R₂DU AND RAT PEDALS


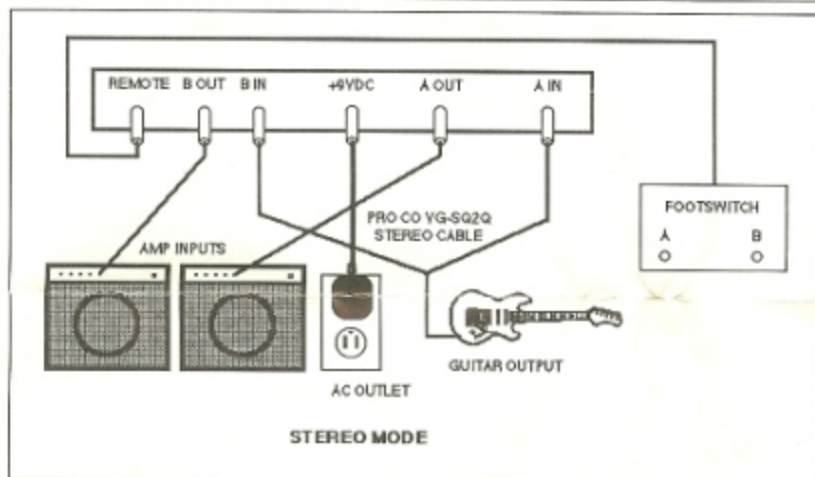
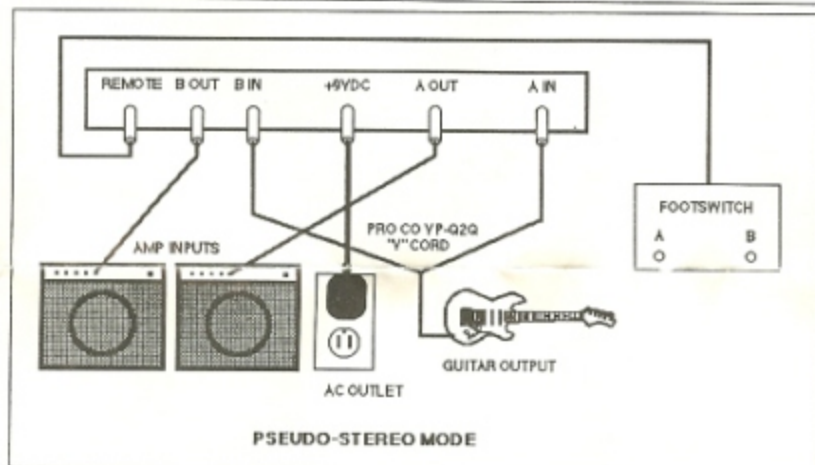
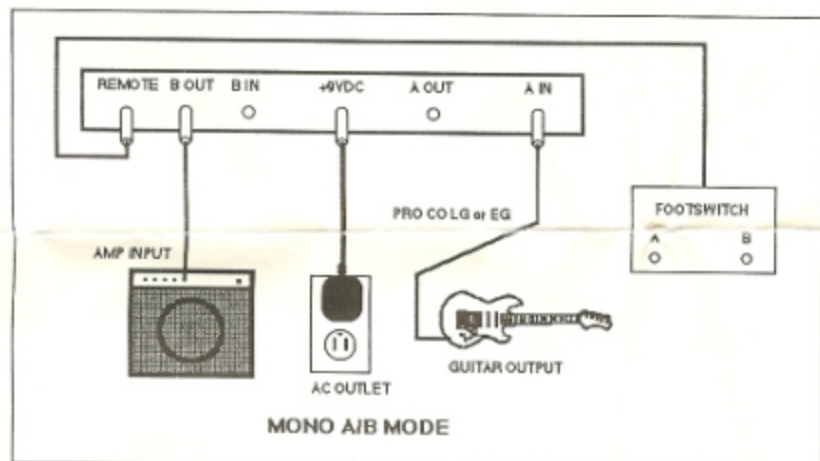


Fig. 1

FIG. 1

This setting produces a "bluesy", soft-clipped distortion much like that of a small tube amp.




Fig. 2

FIG. 2

This setting produces a very "biting" lead sound with lots of harmonic emphasis; use the treble pickup on your guitar and vary the DISTORTION control a bit to "home in" on the overtones for a subtle, fixed - "wah" effect.




Fig. 3

FIG. 3

This setting produces the bone-crunching heavy metal or fusion sound, yielding incredible power and smooth, effortless sustain

IMPORTANT NOTE FOR ALL RAT USERS

WARNING! The power supply must use a negative ground (tip of plug must be positive). Use of negative supplies can result in damage to both THE RAT and the power supply. If the RAT works on battery power but does not work when an external supply is connected the probability is almost 100% that the power supply is of the wrong polarity. **DISCONNECT IT IMMEDIATELY TO AVOID DAMAGE!**



PRO CO

135 E. KALAMAZOO AVE./KALAMAZOO, MI 49007/IN MICHIGAN 616-388-9675 COLLECT