


# How to get Tungi Guide, V2.0

## Update History

Version 1.0 was written on February 26, 2005 for the Warrior forums on ffxi.allakhazam.com. 1.1 was done on April 5 to add minor details that other players have noted.

Version 2.0 was written on August 29, 2005. Images and Maps were added, and this guide was written in PDF format. The FAQ got a major overhaul.



## What is a Tungi?

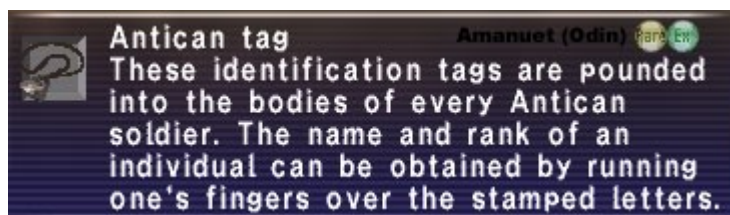
As you see in the image above, the Tungi is a Rare/Exclusive hand axe only Warriors, Dark Knights, Beastmasters, and Rangers may use. It has one of the lowest delay times for hand axes in the game (260; most hand axes have an average delay in the upper 290s). There is a rumor that the Tungi has an hidden effect of enhanced double attacks on multi-hit weaponskills like Rampage and Mistral Axe, but this rumor has yet to be confirmed or denied.

## Which mob drops the Tungi?

It is a drop from a Notorious Monster called Tribunus VII-I, which is found in Quicksand Caves.

## Can I camp Tribunus VII-I Directly?

No. Tribunus is spawned by trading an Antican Tag to a ??? within Quicksand Caves. This ??? is found when you take the J-9 Western Altepa Desert entrance into Quicksand Caves, and by going straight until you hit a dead end that has a ???.



## What do I need to do to get an Antican tag?

The good news is that you won't have to hurt a mob in order to get one. Obtaining an Antican Tag is as simple in finding a ??? that is accessible only through the K-7 or J-10 entrances of Quicksand Caves from Eastern Altepa Desert. Keep in mind that there are several ??? in the rooms and hallways in those parts of Quicksand Caves, and some of them may be for the quest "The Missing Piece". If you picked the correct ???, you will get the message "Obtained: Antican tag."

The bad news is that you will need Sneak unless you are level 70+. Anticans and Sabotenders are the active mobs in the area and will aggro sound. Invisible is not required, as Helm Beetles in Quicksand Caves are not active. You will also need a map to the place printed out if you have not obtained one through a treasure coffer (which are located in the two maps where you can get the tag in the case you still got a coffer key from leveling off beetles and Anticans in the mid to late 40's).

In short, the ??? for the Antican Tag is located in these 4 locations inside Quicksand Caves:

- SW Corner of G-10 that is entered from K-7 of Eastern Altepa Desert.
- SW Corner of D-11 that is entered from J-10 of Eastern Altepa Desert
- G-7 in the small room that is entered from J-10 of Eastern Altepa Desert
- M-9 that is entered from J-10 of Eastern Altepa Desert

Below are the maps showing the spawns for quick reference:



This is the map you will see when you enter from K-7 of Eastern Altepa Desert.



This map is what you will encounter when you enter Quicksand Caves from J-10 of Eastern Altepa Desert.

You will find from both maps that they are connected through drops. **A** will take you from Map 1 to Map 2, **B** will take you back to Map 1.

Before you navigate these caves, it is a good idea to bring Silent Oils and a Warp Device unless you have a job that is at least level 70 (68-69 is borderline). If you run into trouble, the Warp Device will safely get you back to the home point, as the zoneline may be too far.

The respawn of this ??? is approximately 2 hours. There is a safe ??? camp spot in a little tunnel in the south end of G-10 on Map 1., and north end of D-10 next to the beetle on Map 2. If you are checking the other 2 ??? and need to recast Sneak, keep in mind that the larger hallways are generally safer to

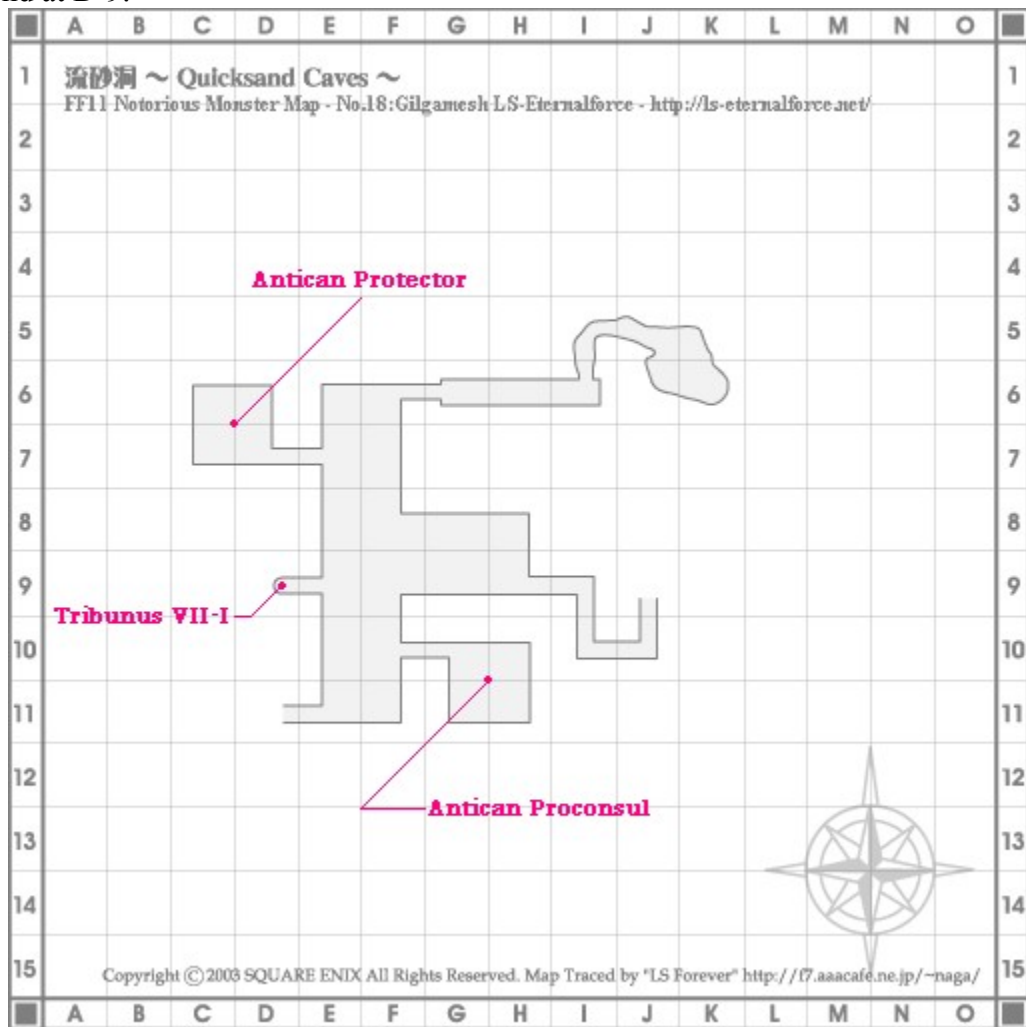
drop Sneak to recast than the smaller hallways. Please pay attention to your surroundings. If you doubt that you cannot recast Sneak safely, it is in the best interest to Warp right now before it is too late to do so.

**I have the tag and I'm ready to spawn it.**

Once you got a tag, you are ready for your crack at Tribunus VII-I. This Antica has a Warrior job, and will use Mighty Strikes at low health. It will also use the other Antican moves. It uses a Great Axe, so its delay time is going to be long. You will need a Ninja tank with Utsusemi: Ni that is at least level 70+, or find a full level 65 party.

Before setting off, make sure to bring Echo Drops, Silent Oils, melee food, and a Warp Device. All members of the party should be doing it.

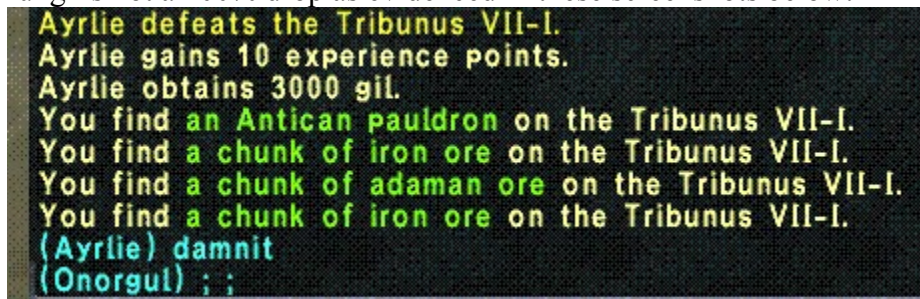
Enter Quicksand Caves from J-9 of Western Altepa Desert. Once you enter, head due straight until you hit a dead end at D-9.



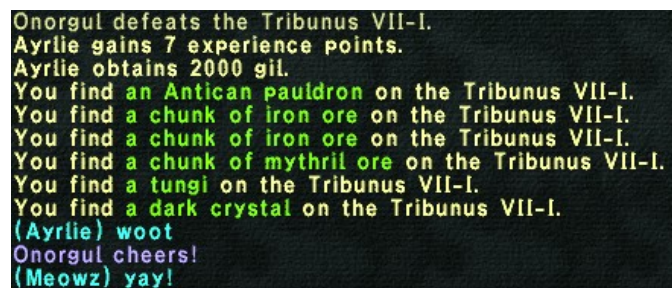
You will find a ??? and a PLD type Antica guarding it. You will have to clear any Antica in the way first, as they will link with Tribunus VI-I if you are not careful. Once you are ready, it is time to trade the Antican Tag to the ???. Be ready to fight when it happens, as this NM will spawn, automatically claimed for you.

## What can drop from Tribunus VII-I?

In addition to the Tungi, Tribunus VII-I will drop Antican Pauldrons, Iron Ore, Mythril Ore, Darksteel Ore, and Adaman Ore. Keep in mind that you will almost always end up with Antican Pauldrons and Iron Ores, and Tungi is not a 100% drop as evidenced in these screenshots below:



```
Ayrlie defeats the Tribunus VII-I.  
Ayrlie gains 10 experience points.  
Ayrlie obtains 3000 gil.  
You find an Antican pauldron on the Tribunus VII-I.  
You find a chunk of iron ore on the Tribunus VII-I.  
You find a chunk of adaman ore on the Tribunus VII-I.  
You find a chunk of iron ore on the Tribunus VII-I.  
(Ayrlie) damnit  
(Onorgul) ; ;
```



```
Onorgul defeats the Tribunus VII-I.  
Ayrlie gains 7 experience points.  
Ayrlie obtains 2000 gil.  
You find an Antican pauldron on the Tribunus VII-I.  
You find a chunk of iron ore on the Tribunus VII-I.  
You find a chunk of iron ore on the Tribunus VII-I.  
You find a chunk of mythril ore on the Tribunus VII-I.  
You find a tungi on the Tribunus VII-I.  
You find a dark crystal on the Tribunus VII-I.  
(Ayrlie) woot  
Onorgul cheers!  
(Meowz) yay!
```

So it is in the best interest to have as many people in the party to have the Antican Tag on them on the day this is done. It took me two tries to get my Tungi. The respawn of the ??? that spawns Tribunus VII-I is 12 minutes, and the average fight should take 3 to 5 minutes.

## What should I notice after obtaining and equipping Tungi?

The low delay time will mean that you will be attacking faster than you would have by equipping an comparable axe of the similar level range, like the Darksteel Axe +1. Depending on your subjob, you may not notice double attack on a normal basis go off more, but you may see damage output on multi-hit weaponskills Rampage and Mistral Axe increase. Whether this is due to more double attacks on the multi-hit weaponskills going off, or due to the higher damage output on Tungi is yet to be seen.

Another advantage of Tungi is that it can be used in missions, quests, and events that have a level cap of 60 imposed. This is not the case for Darksteel Pick +1 which is level 62, and Fransisca, which is level 63. Since Tungi can be obtained for free, it is an item that the budget conscious Warrior or Beastmaster can look forward to. Rangers and Dark Knights might find this weapon something to use as a skill up weapon that they do not have to spend money on.

## Can Tribunus VII-I can be soloed?

The answer is yes. A good ninja tank that is at least level 65 can solo this notorious monster. However, Utsusemi: Ni is highly suggested due to the cast time. An investment of Echo Drops and some Hi-Potions is also suggested. I have seen 74 Monk/Ninja easily defeat this Notorious Monster solo, so it can be done. Utsusemi is the best way to counter the Mighty Strikes effect that will happen when Tribunus VII-I gets around 1/3 health.

It is recommended, however, to bring a party for Tribunus VII-I. The Antican Tag used to spawn this Notorious Monster is Rare/Exclusive, and I have already mentioned that the Tungi is not 100% drop. A level 60 beastmaster probably will not be able to successfully solo this Notorious Monster, but a party of 5 to 6 level 60 beastmasters will easily take Tribunus VII-I down. Ffxi.somepage.com recommends a full level 61 party, or 2 level 70+ characters.

### **Final Notes**

Once you decide what you want to camp this notorious monster for (either the Adaman Ore which sells over 100k at the Auction House, or the Tungi), try to encourage your friends to camp the tag. Set an date to spawn the Notorious Monster. You do not need fame for this event, you just need time and patience. Good luck and good camping.