






















## MTK Acrylic Urethane

<table border="1" style="width: 100%; border-collapse: collapse;"> <tr> <th style="background-color: black; color: white;">Background</th> </tr> <tr> <td>MTK is a fast drying, two component, acrylic urethane designed for today's automotive collision centers.</td> </tr> <tr> <th style="background-color: black; color: white;">MTK Acrylic Urethane</th> </tr> <tr> <td> <b>Color</b>                      MTK Acrylic Urethane  <b>Reducer</b>                      MR185 Fast, MR186 Medium, MR187 Slow, MR188 Very Slow  <b>Hardener</b>                      MH167 Fast, MH168 Slow, MH169 Very Slow                 </td> </tr> <tr> <th style="background-color: black; color: white;">Compatible Substrates</th> </tr> <tr> <td>                     Cured, cleaned and sanded OEM and refinish enamels                      MP170 Epoxy Primer                      *MP176 Etch Primer - <i>*Should be primed before topcoating</i>                      MP178 Plastic Primer                      MP180 2K Sealer                      MP181 1K Primer Surfacer                      MP182 2K Urethane Surfacer                      MP183 Compliant Sealer                      MP184 Compliant Surfacer                      MX198 Polyester Primer                      MP210 1K High Solids Primer                      MP211 2K High Solids Primer                      MP213 GP Sealer                      MP281 1K Light Gray Primer Surfacer                 </td> </tr> <tr> <th style="background-color: black; color: white;">Preparation</th> </tr> <tr> <td> <b>Surface cleaning</b>                      MX190 Cleaner, MX191 Low VOC Cleaner, MX192 Plastic Cleaner  <b>Sanding</b>                      400 grit (machine or dry hand) or 500 grit (wet) on old finishes and primer Surfacer                 </td> </tr> <tr> <th style="background-color: black; color: white;">Mixing</th> </tr> <tr> <td> <b>Ratios</b>                      Standard   <table style="margin-left: 20px;"> <tr> <td style="text-align: center;"><u>MTK</u></td> <td style="text-align: center;"><u>MR Reducer</u></td> <td style="text-align: center;"><u>MH167 / MH168 / MH169</u></td> </tr> <tr> <td style="text-align: center;">4</td> <td style="text-align: center;">1</td> <td style="text-align: center;">1</td> </tr> </table>                       Higher Solids   <table style="margin-left: 20px;"> <tr> <td style="text-align: center;"><u>MTK</u></td> <td style="text-align: center;"><u>MR Reducer</u></td> <td style="text-align: center;"><u>MH167 / MH168 / MH169</u></td> </tr> <tr> <td style="text-align: center;">4</td> <td style="text-align: center;">½</td> <td style="text-align: center;">1</td> </tr> </table>                        Pot life 8 hours at 70°F (21°C)  <b>Tinting</b>                      MTK may be tinted up to 10% with OMNI™ AU mixing bases  <b>Color plus clear</b>                      1 part of RTS color can be mixed with up to 1 part RTS MC160, MC161, or MC260 clear on last coat.                 </td> </tr> </table>	Background	MTK is a fast drying, two component, acrylic urethane designed for today's automotive collision centers.	MTK Acrylic Urethane	<b>Color</b> MTK Acrylic Urethane <b>Reducer</b> MR185 Fast, MR186 Medium, MR187 Slow, MR188 Very Slow <b>Hardener</b> MH167 Fast, MH168 Slow, MH169 Very Slow	Compatible Substrates	Cured, cleaned and sanded OEM and refinish enamels MP170 Epoxy Primer *MP176 Etch Primer - <i>*Should be primed before topcoating</i> MP178 Plastic Primer MP180 2K Sealer MP181 1K Primer Surfacer MP182 2K Urethane Surfacer MP183 Compliant Sealer MP184 Compliant Surfacer MX198 Polyester Primer MP210 1K High Solids Primer MP211 2K High Solids Primer MP213 GP Sealer MP281 1K Light Gray Primer Surfacer	Preparation	<b>Surface cleaning</b> MX190 Cleaner, MX191 Low VOC Cleaner, MX192 Plastic Cleaner <b>Sanding</b> 400 grit (machine or dry hand) or 500 grit (wet) on old finishes and primer Surfacer	Mixing	<b>Ratios</b> Standard  <table style="margin-left: 20px;"> <tr> <td style="text-align: center;"><u>MTK</u></td> <td style="text-align: center;"><u>MR Reducer</u></td> <td style="text-align: center;"><u>MH167 / MH168 / MH169</u></td> </tr> <tr> <td style="text-align: center;">4</td> <td style="text-align: center;">1</td> <td style="text-align: center;">1</td> </tr> </table> Higher Solids  <table style="margin-left: 20px;"> <tr> <td style="text-align: center;"><u>MTK</u></td> <td style="text-align: center;"><u>MR Reducer</u></td> <td style="text-align: center;"><u>MH167 / MH168 / MH169</u></td> </tr> <tr> <td style="text-align: center;">4</td> <td style="text-align: center;">½</td> <td style="text-align: center;">1</td> </tr> </table>  Pot life 8 hours at 70°F (21°C) <b>Tinting</b> MTK may be tinted up to 10% with OMNI™ AU mixing bases <b>Color plus clear</b> 1 part of RTS color can be mixed with up to 1 part RTS MC160, MC161, or MC260 clear on last coat.	<u>MTK</u>	<u>MR Reducer</u>	<u>MH167 / MH168 / MH169</u>	4	1	1	<u>MTK</u>	<u>MR Reducer</u>	<u>MH167 / MH168 / MH169</u>	4	½	1	<table border="1" style="width: 100%; border-collapse: collapse;"> <tr> <th style="background-color: black; color: white;">Mixing (cont.)</th> </tr> <tr> <td> <b>Additives</b>  <table style="width: 100%;"> <tr> <td>MR189 Retarder</td> <td>Add 10% to RTS quart</td> </tr> <tr> <td>MX193 Flex Add</td> <td>Add 10% to RTS quart</td> </tr> <tr> <td>MX194 Fisheye Elim.</td> <td>Add ½ oz. to RTS quart</td> </tr> <tr> <td>MX195 Accelerator</td> <td>Add 1 oz. to RTS quart</td> </tr> <tr> <td>MX200 Accelerator</td> <td>Add ½ oz. to RTS quart</td> </tr> </table> </td> </tr> <tr> <th style="background-color: black; color: white;">Application</th> </tr> <tr> <td> <b>Coats</b>                       2 coats or until hiding  <b>Air pressure</b>   <table style="width: 100%;"> <tr> <td>HVLP</td> <td>8 - 10 psi at the air cap</td> </tr> <tr> <td>Conventional</td> <td>40 - 50 psi at the gun</td> </tr> </table> <b>Gun setup</b>                      1.4 - 1.6 mm or equivalent                 </td> </tr> <tr> <th style="background-color: black; color: white;">Dry Times</th> </tr> <tr> <td> <b>Between coats</b>                       5 - 10 minutes at 70°F (21°C)  <b>Air dry</b>   <table style="width: 100%;"> <tr> <td>Dust:</td> <td>45 min</td> </tr> <tr> <td>Tack:</td> <td>3 to 5 hours</td> </tr> <tr> <td>Tape:</td> <td>12 hours</td> </tr> <tr> <td>Dry:</td> <td>16 hours at 70°F (21°C) to polish and put into service</td> </tr> <tr> <td>Clear:</td> <td>4-6 hours</td> </tr> </table> <b>Force dry</b>                      30 minutes at 140°F (60°C), wait 8 hours to polish and put into service  <b>IR</b>                      10 - 15 minutes                 </td> </tr> <tr> <th style="background-color: black; color: white;">Clean Up</th> </tr> <tr> <td>                     Clean spray guns, gun cups, storage pots, etc., thoroughly with MR Reducer, MS100 General Purpose Solvent or other appropriate clean up solvent after each use. Follow EPA guidelines for proper storage and disposal of solvent-borne waste paint.                 </td> </tr> <tr> <th style="background-color: black; color: white;">Properties</th> </tr> <tr> <td> <b>VOC</b>  <table style="width: 100%;"> <tr> <td>Package</td> <td>4.5 lb./gal.</td> </tr> <tr> <td>Applied (4:1:1)</td> <td>5.0 lb./gal. max.</td> </tr> <tr> <td>Applied (4:½:1)</td> <td>5.0 lb./gal. max.</td> </tr> </table> <b>Film build per coat</b>  <table style="width: 100%;"> <tr> <td>Applied (4:1:1)</td> <td>0.8 - 1.2 mils</td> </tr> <tr> <td>Applied (4:½:1)</td> <td>1.0 - 1.4 mils</td> </tr> </table> <b>Square foot coverage at 1 mil</b>  <table style="width: 100%;"> <tr> <td>Applied (4:1:1)</td> <td>478 - 562 sq. ft. / gal., no loss</td> </tr> <tr> <td>Applied (4:½:1)</td> <td>532 - 624 sq. ft. / gal., no loss</td> </tr> </table> </td> </tr> </table>	Mixing (cont.)	<b>Additives</b> <table style="width: 100%;"> <tr> <td>MR189 Retarder</td> <td>Add 10% to RTS quart</td> </tr> <tr> <td>MX193 Flex Add</td> <td>Add 10% to RTS quart</td> </tr> <tr> <td>MX194 Fisheye Elim.</td> <td>Add ½ oz. to RTS quart</td> </tr> <tr> <td>MX195 Accelerator</td> <td>Add 1 oz. to RTS quart</td> </tr> <tr> <td>MX200 Accelerator</td> <td>Add ½ oz. to RTS quart</td> </tr> </table>	MR189 Retarder	Add 10% to RTS quart	MX193 Flex Add	Add 10% to RTS quart	MX194 Fisheye Elim.	Add ½ oz. to RTS quart	MX195 Accelerator	Add 1 oz. to RTS quart	MX200 Accelerator	Add ½ oz. to RTS quart	Application	<b>Coats</b>  2 coats or until hiding <b>Air pressure</b>  <table style="width: 100%;"> <tr> <td>HVLP</td> <td>8 - 10 psi at the air cap</td> </tr> <tr> <td>Conventional</td> <td>40 - 50 psi at the gun</td> </tr> </table> <b>Gun setup</b> 1.4 - 1.6 mm or equivalent	HVLP	8 - 10 psi at the air cap	Conventional	40 - 50 psi at the gun	Dry Times	<b>Between coats</b>  5 - 10 minutes at 70°F (21°C) <b>Air dry</b>  <table style="width: 100%;"> <tr> <td>Dust:</td> <td>45 min</td> </tr> <tr> <td>Tack:</td> <td>3 to 5 hours</td> </tr> <tr> <td>Tape:</td> <td>12 hours</td> </tr> <tr> <td>Dry:</td> <td>16 hours at 70°F (21°C) to polish and put into service</td> </tr> <tr> <td>Clear:</td> <td>4-6 hours</td> </tr> </table> <b>Force dry</b> 30 minutes at 140°F (60°C), wait 8 hours to polish and put into service <b>IR</b> 10 - 15 minutes	Dust:	45 min	Tack:	3 to 5 hours	Tape:	12 hours	Dry:	16 hours at 70°F (21°C) to polish and put into service	Clear:	4-6 hours	Clean Up	Clean spray guns, gun cups, storage pots, etc., thoroughly with MR Reducer, MS100 General Purpose Solvent or other appropriate clean up solvent after each use. Follow EPA guidelines for proper storage and disposal of solvent-borne waste paint.	Properties	<b>VOC</b> <table style="width: 100%;"> <tr> <td>Package</td> <td>4.5 lb./gal.</td> </tr> <tr> <td>Applied (4:1:1)</td> <td>5.0 lb./gal. max.</td> </tr> <tr> <td>Applied (4:½:1)</td> <td>5.0 lb./gal. max.</td> </tr> </table> <b>Film build per coat</b> <table style="width: 100%;"> <tr> <td>Applied (4:1:1)</td> <td>0.8 - 1.2 mils</td> </tr> <tr> <td>Applied (4:½:1)</td> <td>1.0 - 1.4 mils</td> </tr> </table> <b>Square foot coverage at 1 mil</b> <table style="width: 100%;"> <tr> <td>Applied (4:1:1)</td> <td>478 - 562 sq. ft. / gal., no loss</td> </tr> <tr> <td>Applied (4:½:1)</td> <td>532 - 624 sq. ft. / gal., no loss</td> </tr> </table>	Package	4.5 lb./gal.	Applied (4:1:1)	5.0 lb./gal. max.	Applied (4:½:1)	5.0 lb./gal. max.	Applied (4:1:1)	0.8 - 1.2 mils	Applied (4:½:1)	1.0 - 1.4 mils	Applied (4:1:1)	478 - 562 sq. ft. / gal., no loss	Applied (4:½:1)	532 - 624 sq. ft. / gal., no loss
Background																																																																							
MTK is a fast drying, two component, acrylic urethane designed for today's automotive collision centers.																																																																							
MTK Acrylic Urethane																																																																							
<b>Color</b> MTK Acrylic Urethane <b>Reducer</b> MR185 Fast, MR186 Medium, MR187 Slow, MR188 Very Slow <b>Hardener</b> MH167 Fast, MH168 Slow, MH169 Very Slow																																																																							
Compatible Substrates																																																																							
Cured, cleaned and sanded OEM and refinish enamels MP170 Epoxy Primer *MP176 Etch Primer - <i>*Should be primed before topcoating</i> MP178 Plastic Primer MP180 2K Sealer MP181 1K Primer Surfacer MP182 2K Urethane Surfacer MP183 Compliant Sealer MP184 Compliant Surfacer MX198 Polyester Primer MP210 1K High Solids Primer MP211 2K High Solids Primer MP213 GP Sealer MP281 1K Light Gray Primer Surfacer																																																																							
Preparation																																																																							
<b>Surface cleaning</b> MX190 Cleaner, MX191 Low VOC Cleaner, MX192 Plastic Cleaner <b>Sanding</b> 400 grit (machine or dry hand) or 500 grit (wet) on old finishes and primer Surfacer																																																																							
Mixing																																																																							
<b>Ratios</b> Standard  <table style="margin-left: 20px;"> <tr> <td style="text-align: center;"><u>MTK</u></td> <td style="text-align: center;"><u>MR Reducer</u></td> <td style="text-align: center;"><u>MH167 / MH168 / MH169</u></td> </tr> <tr> <td style="text-align: center;">4</td> <td style="text-align: center;">1</td> <td style="text-align: center;">1</td> </tr> </table> Higher Solids  <table style="margin-left: 20px;"> <tr> <td style="text-align: center;"><u>MTK</u></td> <td style="text-align: center;"><u>MR Reducer</u></td> <td style="text-align: center;"><u>MH167 / MH168 / MH169</u></td> </tr> <tr> <td style="text-align: center;">4</td> <td style="text-align: center;">½</td> <td style="text-align: center;">1</td> </tr> </table>  Pot life 8 hours at 70°F (21°C) <b>Tinting</b> MTK may be tinted up to 10% with OMNI™ AU mixing bases <b>Color plus clear</b> 1 part of RTS color can be mixed with up to 1 part RTS MC160, MC161, or MC260 clear on last coat.	<u>MTK</u>	<u>MR Reducer</u>	<u>MH167 / MH168 / MH169</u>	4	1	1	<u>MTK</u>	<u>MR Reducer</u>	<u>MH167 / MH168 / MH169</u>	4	½	1																																																											
<u>MTK</u>	<u>MR Reducer</u>	<u>MH167 / MH168 / MH169</u>																																																																					
4	1	1																																																																					
<u>MTK</u>	<u>MR Reducer</u>	<u>MH167 / MH168 / MH169</u>																																																																					
4	½	1																																																																					
Mixing (cont.)																																																																							
<b>Additives</b> <table style="width: 100%;"> <tr> <td>MR189 Retarder</td> <td>Add 10% to RTS quart</td> </tr> <tr> <td>MX193 Flex Add</td> <td>Add 10% to RTS quart</td> </tr> <tr> <td>MX194 Fisheye Elim.</td> <td>Add ½ oz. to RTS quart</td> </tr> <tr> <td>MX195 Accelerator</td> <td>Add 1 oz. to RTS quart</td> </tr> <tr> <td>MX200 Accelerator</td> <td>Add ½ oz. to RTS quart</td> </tr> </table>	MR189 Retarder	Add 10% to RTS quart	MX193 Flex Add	Add 10% to RTS quart	MX194 Fisheye Elim.	Add ½ oz. to RTS quart	MX195 Accelerator	Add 1 oz. to RTS quart	MX200 Accelerator	Add ½ oz. to RTS quart																																																													
MR189 Retarder	Add 10% to RTS quart																																																																						
MX193 Flex Add	Add 10% to RTS quart																																																																						
MX194 Fisheye Elim.	Add ½ oz. to RTS quart																																																																						
MX195 Accelerator	Add 1 oz. to RTS quart																																																																						
MX200 Accelerator	Add ½ oz. to RTS quart																																																																						
Application																																																																							
<b>Coats</b>  2 coats or until hiding <b>Air pressure</b>  <table style="width: 100%;"> <tr> <td>HVLP</td> <td>8 - 10 psi at the air cap</td> </tr> <tr> <td>Conventional</td> <td>40 - 50 psi at the gun</td> </tr> </table> <b>Gun setup</b> 1.4 - 1.6 mm or equivalent	HVLP	8 - 10 psi at the air cap	Conventional	40 - 50 psi at the gun																																																																			
HVLP	8 - 10 psi at the air cap																																																																						
Conventional	40 - 50 psi at the gun																																																																						
Dry Times																																																																							
<b>Between coats</b>  5 - 10 minutes at 70°F (21°C) <b>Air dry</b>  <table style="width: 100%;"> <tr> <td>Dust:</td> <td>45 min</td> </tr> <tr> <td>Tack:</td> <td>3 to 5 hours</td> </tr> <tr> <td>Tape:</td> <td>12 hours</td> </tr> <tr> <td>Dry:</td> <td>16 hours at 70°F (21°C) to polish and put into service</td> </tr> <tr> <td>Clear:</td> <td>4-6 hours</td> </tr> </table> <b>Force dry</b> 30 minutes at 140°F (60°C), wait 8 hours to polish and put into service <b>IR</b> 10 - 15 minutes	Dust:	45 min	Tack:	3 to 5 hours	Tape:	12 hours	Dry:	16 hours at 70°F (21°C) to polish and put into service	Clear:	4-6 hours																																																													
Dust:	45 min																																																																						
Tack:	3 to 5 hours																																																																						
Tape:	12 hours																																																																						
Dry:	16 hours at 70°F (21°C) to polish and put into service																																																																						
Clear:	4-6 hours																																																																						
Clean Up																																																																							
Clean spray guns, gun cups, storage pots, etc., thoroughly with MR Reducer, MS100 General Purpose Solvent or other appropriate clean up solvent after each use. Follow EPA guidelines for proper storage and disposal of solvent-borne waste paint.																																																																							
Properties																																																																							
<b>VOC</b> <table style="width: 100%;"> <tr> <td>Package</td> <td>4.5 lb./gal.</td> </tr> <tr> <td>Applied (4:1:1)</td> <td>5.0 lb./gal. max.</td> </tr> <tr> <td>Applied (4:½:1)</td> <td>5.0 lb./gal. max.</td> </tr> </table> <b>Film build per coat</b> <table style="width: 100%;"> <tr> <td>Applied (4:1:1)</td> <td>0.8 - 1.2 mils</td> </tr> <tr> <td>Applied (4:½:1)</td> <td>1.0 - 1.4 mils</td> </tr> </table> <b>Square foot coverage at 1 mil</b> <table style="width: 100%;"> <tr> <td>Applied (4:1:1)</td> <td>478 - 562 sq. ft. / gal., no loss</td> </tr> <tr> <td>Applied (4:½:1)</td> <td>532 - 624 sq. ft. / gal., no loss</td> </tr> </table>	Package	4.5 lb./gal.	Applied (4:1:1)	5.0 lb./gal. max.	Applied (4:½:1)	5.0 lb./gal. max.	Applied (4:1:1)	0.8 - 1.2 mils	Applied (4:½:1)	1.0 - 1.4 mils	Applied (4:1:1)	478 - 562 sq. ft. / gal., no loss	Applied (4:½:1)	532 - 624 sq. ft. / gal., no loss																																																									
Package	4.5 lb./gal.																																																																						
Applied (4:1:1)	5.0 lb./gal. max.																																																																						
Applied (4:½:1)	5.0 lb./gal. max.																																																																						
Applied (4:1:1)	0.8 - 1.2 mils																																																																						
Applied (4:½:1)	1.0 - 1.4 mils																																																																						
Applied (4:1:1)	478 - 562 sq. ft. / gal., no loss																																																																						
Applied (4:½:1)	532 - 624 sq. ft. / gal., no loss																																																																						
Limitations																																																																							
Omni™ AU and Omni™ LV should not be combined with components of other product lines.																																																																							
Important																																																																							
The contents of this package may have to be blended with other components before the product can be used. Before opening the packages, be sure you understand the warning messages on the labels of all components, since the mixture will have the hazards of all its parts. Spray equipment must be handled with due care and in accordance with manufacturer's recommendations. Follow label directions for respirator use. Wear eye and skin protection. Observe all applicable precautions. <b>See Material Safety Data Sheet and Labels for additional safety information and handling instructions.</b> <b>EMERGENCY MEDICAL OR SPILL CONTROL INFORMATION (304) 843-1300; IN CANADA (514) 645-1320.</b>																																																																							