

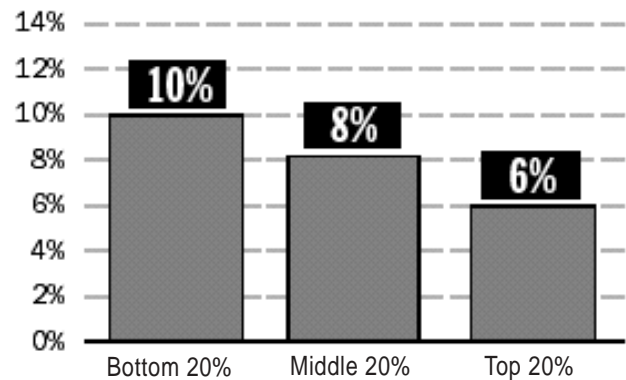
FACTS ABOUT MISSOURI'S TAX SYSTEM YOU SHOULD KNOW

#10 Missouri's Tax System is INEQUITABLE

What kind of tax system does Missouri have?

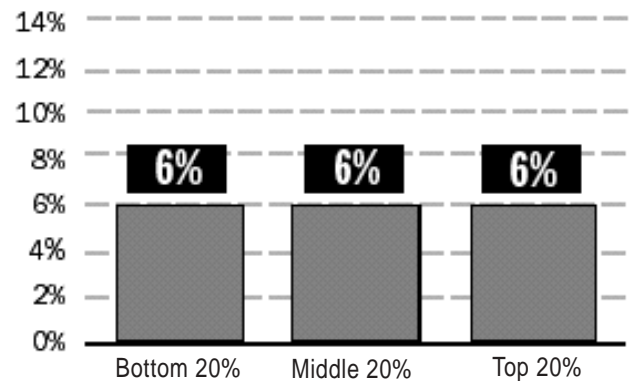
Regressive

When the tax system requires lower-income people to pay a greater percentage of their income in tax than higher-income people.



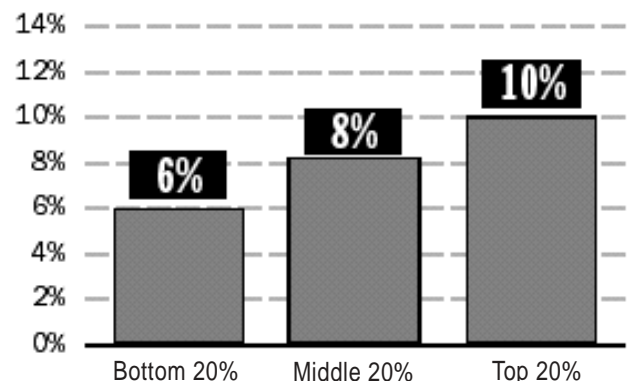
Flat

When the tax system requires people at all income levels to pay the same percentage of their income in tax.



Progressive

When the tax system requires higher-income people to pay a greater percentage of their income in tax than lower-income people.



Answer: Missouri's Tax System is *regressive*